

Class of 2025 SENIOR ORIENTATION



Student Services Team

Counselor	Alpha	email @fcps.edu	Room	Phone 703-715-	Alpha Admin
Heather Scott	A-Bet	hlscott	440	4652	Dr. Rodriguez
Patrick Tubbins	Beu-Cz	petubbins	440	4562	Dr. Rodriguez
Dana Westfall	Da-Gik	dmwestfall	455	4581	Dr. Rodriguez (D-Fig) Ms. Winter (Fih-Gik)
Lauren Ericson	Gil-Jof	lvericson	449	4582	Ms. Winter
Stephanie Ingram	Jog-Mag	slingram	455	4750	Ms. Winter
Amanda Patel	Mah-Nar	acpatel1	240	4762	Ms. Beard
Nicole Low	Nas-Riu	njlow	240	4558	Ms. Beard
Karyn Mrowka	Riv-Tak	kamrowka	247	4563	Mr. Robinson
Oliver Goodridge	Tal-Z	ogoodridge	255	4571	Mr. Robinson
Maurice Hirsh	ELL 1 & 2	mhirsh	255	4576	Mr. Robinson (TBD) Ms. Beard (TBD)
Kathy Luongo	College & Career Specialist	kmluongo	332	4592	
Nancy Evans	Transcript Assistant	naevans	311	7616	

Today's goals:

- Students will continue post-secondary planning
- Counselors will discuss necessary steps to begin the college application process.
- Students will know how to request a transcript, recommendation letter, and complete an application packet.

The 4 Year College Application Process

How to Pick a College

- Consider your interests and goals
 - What fields am I most interested in, and what am I good at?
 - What are my academic and professional goals? Career Path?
 - Do I want to attend college away from home?
 - Will I need to earn money while in school?
 - Could an alternative to a traditional four-year university, such as an online college or community college, work for me and my goals?
- Reach, Target, “Safety”
- Research different types of institutions
 - 2-year vs. 4-year college (public or private) vs. trade school or apprenticeship program
- Understand the cost of college.

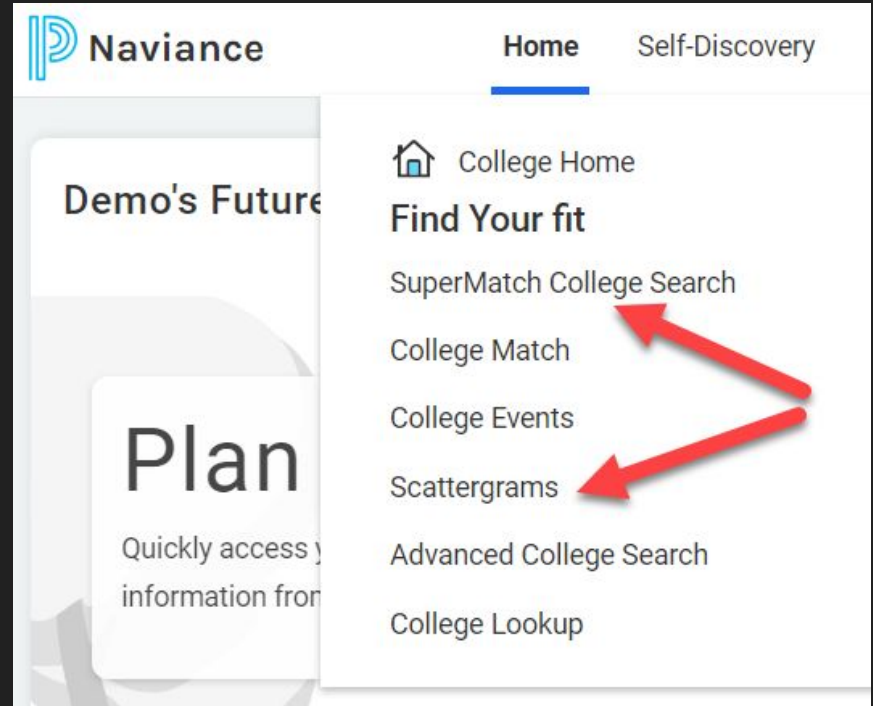
Financial Aid

- The FAFSA (Free Application for Federal Student Aid) is scheduled to be available December 1, 2024.
- Students and parents can (and should) create an FSA ID prior to Dec 1. at <https://studentaid.gov/fsa-id/create-account/launch>
- Some colleges (e.g., UVA and W&M) require students to complete the CSS Profile in addition to the FAFSA. CSS Profile can be done prior to FAFSA at the CollegeBoard website.
- Mark your Calendar -**Financial Aid Night for South Lakes and Herndon High School: September 26th @ Herndon High School at 7pm**. Sessions will be held in English and Spanish.
- More information can be found at <https://studentaid.gov/>
- Know the Financial Aid Requirements for each of your college/university applications!

Helpful advice: Use Naviance!

Need help creating or refining your college list?

- Search for colleges based on factors important to you (GPA, location, major, size, etc.)
- Find application deadlines, cost of attendance, academic fit data (Scattergrams)



Registering for College Rep Visits

~100 schools will visit South Lakes from Sept - Nov

- Seniors (and juniors) must use Naviance to register to attend a visit

The screenshot displays the Naviance website interface. At the top, the navigation bar includes 'Home', 'Self-Discovery', 'Courses', 'Careers', 'Colleges', and 'Planner'. The 'Colleges' menu is highlighted with a red box and a red arrow. Below the navigation bar, the 'College Visits' option is also highlighted with a red box and a red arrow. The interface is divided into three main columns: 'Research Colleges' (containing 'Colleges I'm Thinking About', 'College Visits', 'College Compare', 'College Resources', 'Acceptance History', 'Enrichment Programs', and 'College Maps'), 'Apply to College' (containing 'Colleges I'm Applying to', 'Manage Transcripts', 'Letters of Recommendation', and 'Test Scores'), and 'Scholarships & Money' (containing 'College-Specific Scholarships', 'National Scholarship Search', 'Scholarship Search', and 'Favorite Scholarships'). The bottom of the page shows a date 'Fri 08' and the text 'mines and technology'.

Registering for College Rep Visits

- After registering, ask your teacher's permission (verbally or through email) to be excused from class **AT LEAST 24 HOURS BEFORE THE VISIT!**
- Your Naviance registration confirmation serves as your pass. You **MUST** check-in with your teacher before coming to the Career Center/Lecture Hall on the day of the visit.
- It is the student's responsibility to make up any classwork missed.

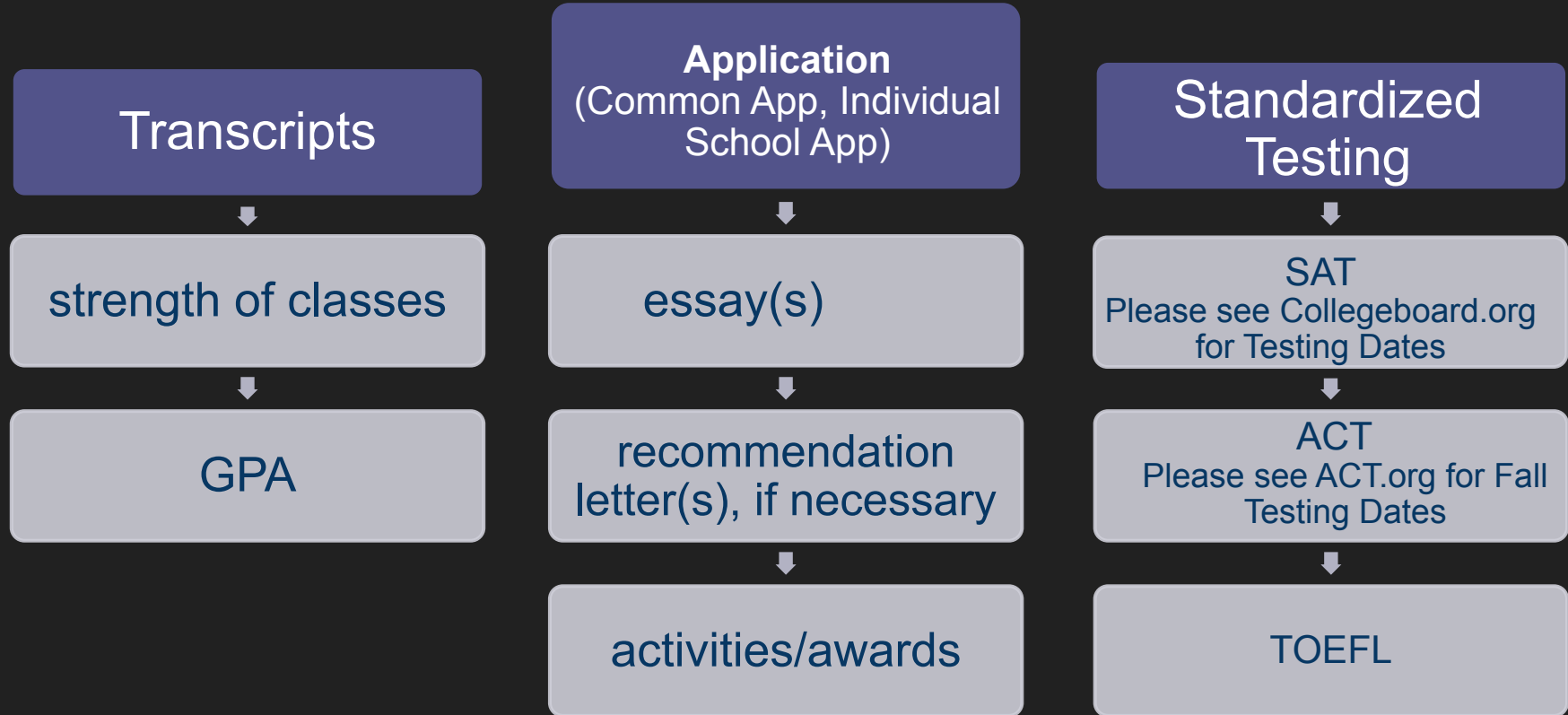
This screenshot shows a list of five college visits scheduled for September. Each entry includes the date, time, location, and a 'Register Now' button. A green arrow points to the 'Register Now' button for the University of Mary Washington visit on Tuesday, September 19th at 10:34 AM.

Date	Time	Location	College	Action
SEPTEMBER Thu 14	12:50PM	Career Center	Gettysburg College	Register Now
SEPTEMBER Tue 19	10:34AM	Career Center	University of Mary Washington	Register Now
SEPTEMBER Tue 19	11:20AM	Career Center	Boston University	Register Now
SEPTEMBER Tue 19	12:20PM	Career Center	Northwestern University	Register Now
SEPTEMBER Wed 20			Brown University	Register Now

This screenshot shows the same list of college visits, but the 'Register Now' button for the University of Mary Washington visit on Tuesday, September 19th at 10:34 AM is now disabled and labeled 'REGISTERED'. A green arrow points to this 'REGISTERED' status. The 'Cancel' button is visible next to it.

Date	Time	Location	College	Status	Action
SEPTEMBER Thu 14	12:50PM	Career Center	Gettysburg College	Available	Register Now
SEPTEMBER Tue 19	10:34AM	Career Center	University of Mary Washington	REGISTERED	Cancel
SEPTEMBER Tue 19	11:20AM	Career Center	Boston University	Available	Register Now

Parts of the 4-year College Application



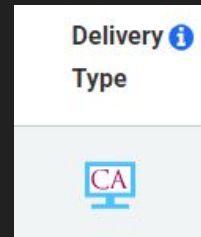
Is my college on Common App? Or does it have it's own application?

It is important to know HOW your documents are being submitted. Ms. Evans and your counselor need to know this information to make sure your materials get to the right place.

It is YOUR responsibility to communicate that with us.

How do I know?

- Individual Colleges' websites post on their Admissions page
- You can check Naviance Student on the General Information Page for the school to find out if you can apply on Common App or if the school has another way to submit.
- The college/university website is always the most accurate.



Common App Information

Essays

- Some schools have their own essay (s)
- Personal statement should be “Generic” - Generally need to be able to be sent to multiple schools, so not school specific
- Optional? Write one
- Chance to explain more about yourself - That is why it is called the PERSONAL statement - passions, challenges, significant experiences- anything that you think college admissions should know about YOU.

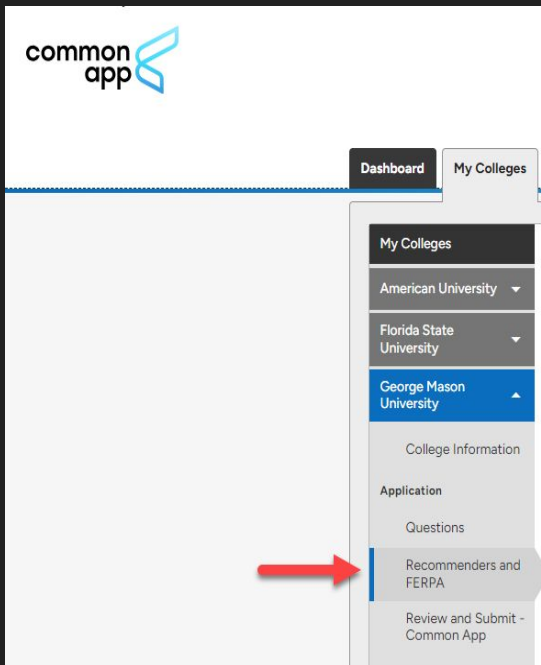
Common App Information

Recommendation letters

- Counselor letter is more holistic - information about you inside and outside of school
 - Teacher letters - more focus on you as a student in their class
 - Have a conversation with your teacher about where and how you are applying prior to inviting them on Common App/Other App
 - Teacher recommendation letters do not come to Counselors! Teachers upload their own.
 - Be sure to invite your teacher to Common App/Other App, using their [@fcps.edu](mailto:fcps.edu) email address just as you do your counselor
-
- Waiver of access rights in Common App
 - Yes! See next slide. ****Once you submit your response you cannot make changes to this ****

Common App - Recommendations and FERPA

- Before you can add your counselor or teacher as a recommender in Common App you must complete the Release Authorization in Common App.
- Colleges value letters of recommendation when the student has waived their right to review.



The image shows the 'Release authorization' form titled 'FERPA Form'. It contains the following elements:

- A checked checkbox: I acknowledge that every school that I have attended may release all requested records and recommendations to colleges to which I am applying for admission. I also understand that employees at these colleges may confidentially contact my current and former schools should they have questions about the information submitted on my behalf.*
- A prompt: Please select one: *
- Two radio button options:
 - I waive my right to review all recommendations and supporting documents.
 - I DO NOT waive my right to review all recommendations and supporting documents.
- A checked checkbox: I understand that my waiver or no waiver selection above pertains to all colleges to which I apply and that my **selections on this page cannot be changed after any recommendation or application submission.***
- Signature field: Signature * with the text 'kml' entered.
- Date field: Date * with the date 'August 19, 2024' entered and a calendar icon.
- Footnote: Date uses 'month day, year' format (e.g. August 1, 2002)
- Buttons: 'Back' and 'Save and Close'.

Red arrows point to the first checkbox, the radio button selection area, and the second checkbox.

Common App Fee Waiver

The screenshot displays the Common App user interface. At the top left is the Common App logo. The top right corner shows a user profile for Azeem with CAID 31330755 and email maximumbloed43@cchancesg.com, along with a Sign Out button. A navigation bar contains Dashboard, My Colleges, Common App, College Search, and Financial Aid Resources. The main content area is titled 'Profile' and includes a sidebar with menu items: Profile, Family, Education, Testing, Activities, Writing, and Courses & Grades (0 college(s) require). The 'Common App Fee Waiver' section is expanded and highlighted with a red arrow. The form text reads: 'Our member colleges want to make sure that application fees do not pose a barrier for any student who wishes to apply for admission. Do you feel that your financial circumstances might qualify you for an application fee waiver? [Learn more*](#)'. Below this are radio buttons for 'Yes' and 'No', a 'Clear answer' button, and a 'Continue' button. A 'Need help?' section on the right provides chat hours (Monday-Friday, 12pm-8pm Eastern Time*) and links for more information.

common app

Welcome, Azeem!
CAID 31330755
maximumbloed43@cchancesg.com **Sign Out**

Dashboard My Colleges **Common App** College Search Financial Aid Resources

Common App Profile Preview

Profile
Family
Education
Testing
Activities
Writing
Courses & Grades
0 college(s) require

Common App Fee Waiver

Our member colleges want to make sure that application fees do not pose a barrier for any student who wishes to apply for admission. Do you feel that your financial circumstances might qualify you for an application fee waiver? [Learn more*](#)

Yes
 No

Clear answer

Continue

Need help?

What are the hours for student chat?
You are able to chat with us Monday-Friday, 12pm-8pm Eastern Time* (excluding holidays) from October - [Read more](#)

I already submitted, can I change some of my answers?
You can return at any time and change your answer to any question in the Common App tab for future [Read more](#)

DEFINITIONS OF ADMISSION OPTIONS IN HIGHER EDUCATION

STUDENTS: WHICH COLLEGE ADMISSION PROCESS BEST SUITS YOU?

Regular Decision

DEFINITION:

Students submit an application by a specified date and receive a decision in a clearly stated period of time.

COMMITMENT:

NON-BINDING

Rolling Admission

DEFINITION:

Institutions review applications as they are submitted and render admission decisions throughout the admission cycle.

COMMITMENT:

NON-BINDING

Early Action (EA)

DEFINITION:

Students apply early and receive a decision well in advance of the institution's regular response date.

COMMITMENT:

NON-BINDING

Early Decision (ED)

DEFINITION:

Students make a commitment to a first-choice institution where, if admitted they definitely will enroll and withdraw all other applications. The application deadline and decision deadline occur early.

COMMITMENT:

BINDING

Restrictive Early Action (REA)

DEFINITION:

Students apply to an institution of preference and receive a decision early. They may be restricted from applying ED or EA or REA to other institutions. If offered enrollment, they have until May 1 to confirm.

COMMITMENT:

NON-BINDING

Students are not restricted from applying to other institutions and have until May 1 to consider their options and confirm enrollment.

Students are responsible for determining and following restrictions.

The Application Process: South Lakes Portion

Forms

- **Student/Parent Input Form**
 - By **Friday Sept 20th** and submit to Schoology Class of 2025 folder. This is for all college deadlines.
- **Consent for Release of Student Records in Support of Postsecondary Applications**
 - Due Friday, Sept 20th for all students: Turn in on Schoology or to Ms. Evans in Room 311
 - Needs to be submitted before ANYTHING can be submitted to your colleges
- **Transcript Request Google form**

Student and Parent Input form for Counselor Letter

SOUTH LAKES STUDENT INPUT: COUNSELOR RECOMMENDATION

Student _____ Email _____

Phone _____ Languages spoken fluently other than English _____

Directions:

Please answer the follow questions thoughtfully and truthfully. The effort and time you invest in this confidential questionnaire will enable me to write an effective and positive recommendation.

1. What words would you use to describe your academic strengths and personal assets and why?



CONSENT FOR RELEASE OF STUDENT RECORDS IN SUPPORT OF POSTSECONDARY APPLICATIONS

Instructions for Use: This form is to be used by parents and/or guardians or students aged 18 or older to authorize FCPS to release student records and related information to support student applications to colleges, universities, scholarship sponsors, employers, or other similar organizations. This consent form needs to be signed only once. The student, parent and/or guardian will use a separate form, your school's transcript request form, to identify all schools and organizations to which records may be sent.

CONSENT

By my signature below, I authorize FCPS to release to any school or organization identified by me on my school's transcript request form any of my school records or other information about me that is requested by the school or organization in support of my application. This may include, but is not limited to, my transcript, other school records, and any letters of recommendation written by FCPS employees. However, this authorization specifically excludes the release of discipline information.

By my signature below, I also authorize FCPS employees, including but not limited to, administrators, teachers, and counselors, to communicate with and respond to inquiries from the school or organization concerning my application and my credentials.

FCPS may release the required records and information by electronic or other means directly to the school or organization or to a service used by the school or organization to facilitate its application process. These services include, but are not limited to, the Common Application, Naviance, and/or Family Connection, and other services approved by FCPS.

I also understand that I have the right to review or have copies of any records that FCPS transmits to the school or organization. If I have responded yes to the statement below, however, I have waived the right to review or have copies of any letters of recommendation written by FCPS employees.

- Yes, I waive my right to review or have copies of any letters of recommendation written by FCPS employees.
- No, I do not waive my right to review or have copies of any letters of recommendation written by FCPS employees.

My signature below confirms that I have read and understand this consent form.

Note: Both the parent and/or guardian and student are required to sign this form. Parent and/or guardian signature is not required, however, if the student is aged 18 or over or is attending a postsecondary school.

Name of Student (Please print)

Student ID

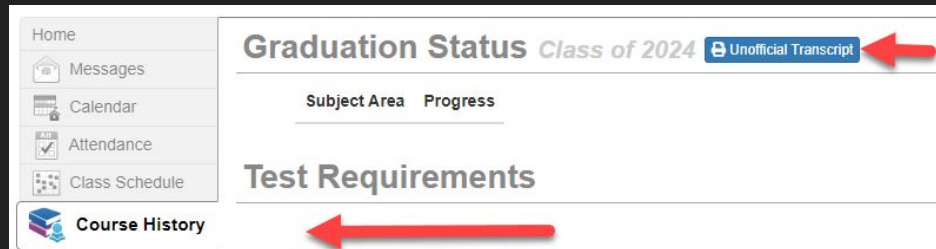
Date

Signature of Student


Signature of Parent and/or Guardian (If student is under 18)

Transcript Request Process

- Ms. Evans is our Transcript Assistant, she processes all transcript requests
 - Office is in Student Services room 311
- Will be a GOOGLE form which students can find in their Class of 2025 Schoology Course - 8/29
- Office Hours:
Mon - Thursday 8:30am - 1:30pm
- Need an Unofficial transcript?? Download in StudentVue



Transcript Request Form



- Google Form
- Will be available Thursday 8/29
- Will be in Class of 2025 Schoology course
- STUDENTS should be completing this form

Schools that are Self- Report (SRAR - Student Reported Academic Record)

A copy of your transcript will be given to you and mailed home, KEEP IT!
You can use this to input your courses and grades.

You still need to tell us that you are applying to these schools! There is a box to indicate if a transcript is needed-- if it is self-report please choose NO.

Example - Virginia Tech and Penn State are two examples of schools who do NOT require a transcript to be sent from South Lakes for the initial application; however, you have to complete a SRAR for these schools.

Where do I find these forms again?

All senior information and forms are located
on **Schoology** → **Class of 2025** course →
College/Post-Secondary Planning Resources

Class code: TBDT-94C5-58BPN

Common App - Inviting Recommenders

Counselors and teachers can submit information for the Common Application electronically.

What does this mean for you?

- You must “invite” your counselor and teachers by email (@fcps.edu) to be able to add items to your application! *Check spelling!*
- You must indicate on the Transcript Request Form if you want your counselor to submit a letter of recommendation

DEADLINES

Class of 2025 Senior Transcript Request Deadlines

College Deadline:	South Lakes Deadline:
October 15	due September 16
ANY November	due October 1
December 1	due October 31
December 15	due November 15
January 1	due December 2
January 15	due December 9
February 1	due January 8
March 1 and after	due February 3

Student Responsibilities

- Applications
 - Know the requirements and deadlines!
College deadlines, Financial Aid deadlines AND SLHS deadlines
- Test Scores
 - You send your own tests scores from The College Board (SAT) and/or ACT websites
- Additional Teacher Recommendations
 - Only submit what is requested by the individual college/university
 - More is not always better

**A LACK OF
PLANNING ON
YOUR PART
DOES NOT
CONSTITUTE AN
EMERGENCY ON
MY PART!**

The 2 Year College Application Process

NOVA Application


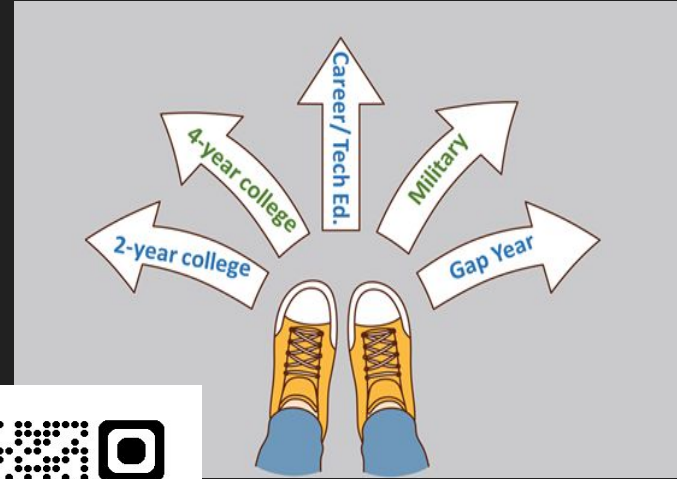
- Will be available directly on the NOVA website sometime mid-October 2024
- Does not require:
 - Initial Transcript
 - Letters of recommendation
 - Essay

Remember - NOVA has guaranteed transfer agreements with all VA 4-year public colleges and a special program, ADVANCE, for students planning to attend George Mason University after NOVA.

Not sure what path to
take?....

Visit Mrs. Luongo in the Career Center

- College
 - 4-year
 - NOVA & other 2-year colleges
- Trade /Apprenticeship Programs
- Military
 - Enlisting
 - JROTC Scholarships
 - Academies
- Gap year programs
- Workforce



Use this QR code to schedule a meeting with Ms. Luongo.

How to Pick a Path

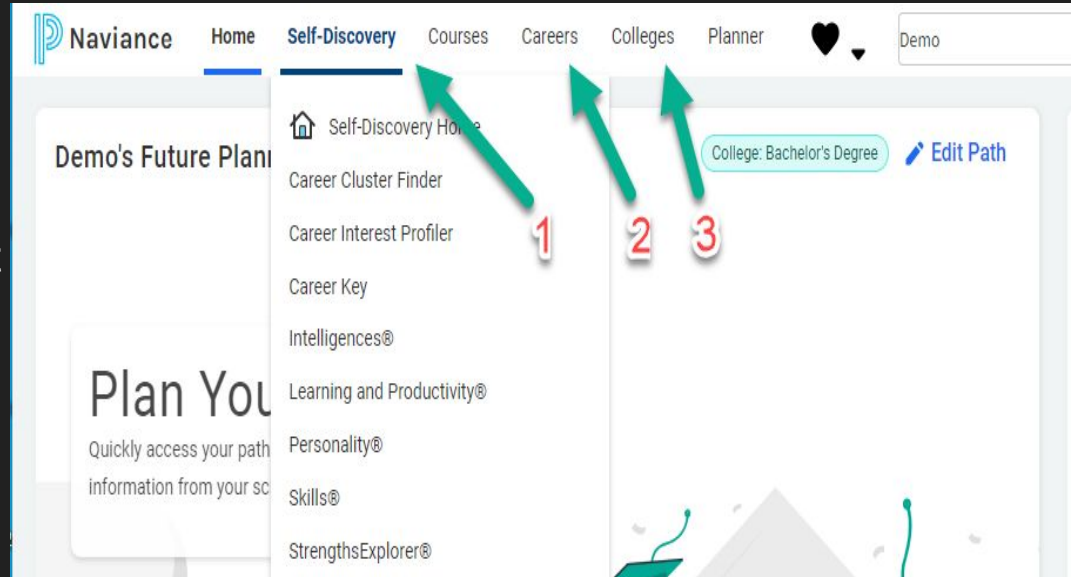
- **Self-reflection:**
 - What fields am I most interested in, and what am I good at?
 - What are my academic and professional goals?
 - Is there career path do I wish to pursue?
 - Will I need to earn an advanced degree to achieve my goals? What type of training is needed?
 - Could an alternative to a traditional four-year university, such as an online college or community college, work for me and my goals?
- Take **Career Interest Inventories** (next slide)
- **Interview adults** in your life about their careers and what they like best about them.
- **Job shadow** at a business that sounds interesting to you
- Set up a **meetings with your school counselor or Ms. Luongo** to learn more about career options
- **Find a mentor**, or person you trust with knowledge and experience, who can help you figure out your career
- **Volunteer** for a local nonprofit group or volunteer organization, especially one that looks interesting to you
- Join **extracurricular activities** such as clubs, sports, music, or more to build leadership skills and grow your network.

Helpful advice: Use Naviance!

Don't know where to begin?

Start with Self Discovery

- 7 different self-assessments which can give feedback on what type of career would be a good fit
- Work backwards - use the recommendations of possible careers and then find out what education/training you need, which may lead to particular majors and colleges



Questions?

For additional questions on your college applications/scholarships/essays, you can make an appointment with your counselor, or visit Ms. Luongo in the Career Center across from the Lecture Hall.

Good Luck!

Senior Contracts and Transcripts

Your counselor will be coming to your Advisory classes to give you your senior contracts (what you need to graduate) and a hard copy of your transcript!

Senior Information for Counselors

Please fill this out BEFORE YOU LEAVE TODAY
so your counselor can best support
you in your post-secondary planning.

Link:

<https://forms.gle/Ay3w4subpaJSj79E8>



SCAN ME